

# Product data sheet

Specifications



socket ,Harmony Electromechanical Relays, for RUMC2 relays, 12A, screw connectors, separate contact

RUZSC2M

**Product availability: Stock - Normally stocked in distribution facility**

## Main

Range of Product	Harmony Electromechanical Relays
Device short name	RUZ
Product or Component Type	Socket
Product compatibility	Plug-in relay RUM 2 C/O
[I <sub>th</sub> ] conventional free air thermal current	12 A
[U <sub>e</sub> ] rated operational voltage	< 250 V
Contacts type and composition	2 C/O

## Complementary

Connections - terminals	Connector, 1 x 0.25...1 x 2.5 mm <sup>2</sup> AWG 22...AWG 14) flexible with cable end Connector, 2 x 0.25...2 x 1 mm <sup>2</sup> AWG 22...AWG 17) flexible with cable end Connector, 1 x 0.5...1 x 2.5 mm <sup>2</sup> AWG 20...AWG 14) solid without cable end Connector, 2 x 0.5...2 x 1.5 mm <sup>2</sup> AWG 20...AWG 16) solid without cable end
Shape of pin	Cylindrical
Tightening torque	< 1 N.m M3.5
Fixing mode	By screw (panel) Clip-on (35 mm symmetrical DIN rail)
Contact terminal arrangement	Separate
[U <sub>imp</sub> ] rated impulse withstand voltage	4 kV
Overvoltage category	III
Pollution degree	3
Sale per indivisible quantity	10
Width	1.4 in (36 mm)
Net Weight	0.209 lb(US) (0.095 kg)

## Environment

IP degree of protection	IP20 conforming to IEC 60529
Standards	IEC 61984
Product Certifications	UL CSA
Marking	CE
Ambient Air Temperature for Storage	-40...185 °F (-40...85 °C)
Ambient Air Temperature for Operation	-40...131 °F (-40...55 °C)

Price is "List Price" and may be subject to a trade discount – check with your local distributor or retailer for actual price.

## Ordering and shipping details

Category	US10CP221128
Discount Schedule	0CP2
GTIN	3389119403245
Returnability	Yes
Country of origin	CN

## Packing Units

Unit Type of Package 1	PCE
Nbr. of units in pkg.	1
Package 1 Height	4.134 in (10.500 cm)
Package 1 Width	3.543 in (9.000 cm)
Package 1 Length	7.087 in (18.000 cm)
Package weight(Lbs)	2.399 oz (68.000 g)
Unit Type of Package 2	BB1
Number of Units in Package 2	10
Package 2 Height	3.976 in (10.100 cm)
Package 2 Width	3.622 in (9.200 cm)
Package 2 Length	7.165 in (18.200 cm)
Package 2 Weight	25.714 oz (729.000 g)
Unit Type of Package 3	S03
Number of Units in Package 3	160
Package 3 Height	11.811 in (30.000 cm)
Package 3 Width	11.811 in (30.000 cm)
Package 3 Length	15.748 in (40.000 cm)
Package 3 Weight	26.535 lb(US) (12.036 kg)

## Contractual warranty

Warranty (in months)	18
----------------------	----



## Environmental Data

Schneider Electric aims to achieve Net Zero status by 2050 through supply chain partnerships, lower impact materials, and circularity via our ongoing “Use Better, Use Longer, Use Again” campaign to extend product lifetimes and recyclability.

[Environmental Data explained >](#)

[How we assess product sustainability >](#)

### Use Better



#### Materials and Substances

Packaging made with recycled cardboard	Yes
Packaging without single use plastic	Yes
EU RoHS Directive	<a href="#">Compliant</a>
REACH Regulation	<a href="#">Free of Substances of Very High Concern above the threshold</a>
California proposition 65	<b>WARNING:</b> This product can expose you to chemicals including: Nickel compounds, which is known to the State of California to cause cancer, and Di-isodecyl phthalate (DIDP), which is known to the State of California to cause birth defects or other reproductive harm. For more information go to <a href="http://www.P65Warnings.ca.gov">www.P65Warnings.ca.gov</a>

### Use Longer



#### Lifetime extension

Repair	No
--------	----

### Use Again

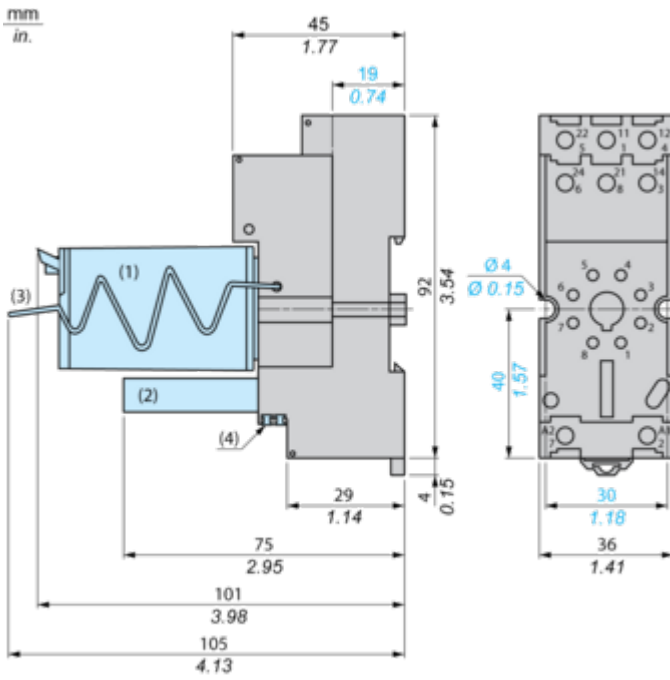


#### Repack and remanufacture

Circularity Profile	No need of specific recycling operations
Take-back	No

Dimensions Drawings

Dimensions

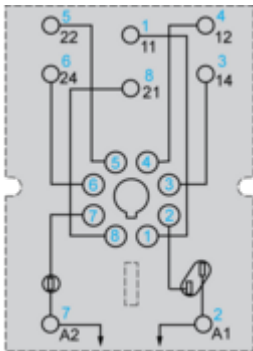


- (1) Relays
- (2) Protection module
- (3) Maintaining clamp
- (4) 2 bus jumpers

Connections and Schema

Wiring Diagram

---

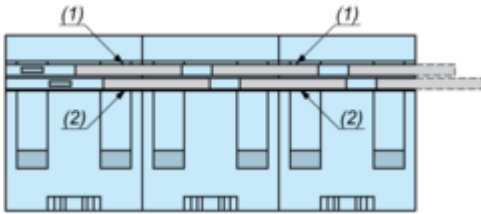


Symbols shown in blue correspond to Nema marking.

**Bus Jumpers Mounting on Sockets with Separate Contacts**

---

Example of RUZS2 bus jumper mounting on sockets (view from below)



- (1) 2 bus jumpers (polarity A2)
- (2) 2 bus jumpers (polarity A1)

Image of product in real life situation

